



# MAZE

Help Chase through the maze to meet his PAW Patrol pals!







**PRINT & PLAY**

**MASKS** →

*See following pages for masks.*



**STEP 1**  
**CHOOSE**  
your  
character.



**STEP 2**  
**PRINT**  
the page.



**STEP 3**  
**CUT OUT**  
your mask.



**STEP 4**  
**HAVE**  
**FUN!**





























# SPOT 5

Spot 5 differences between these two pictures. Look closely!



ANSWERS: 1) Spot missing from Marshall's ear. 2) Star badge on Chase changed color. 3) Skye's tail is missing. 4) Yellow stripe missing above Marshall's front paw. 5) Paw Patrol badge missing from Rubble's helmet.




nickelodeon



ACTIVITY BOOK

# PUZZLE PUPS

Have a grown-up help you cut out the rectangles and put the pup puzzle together!





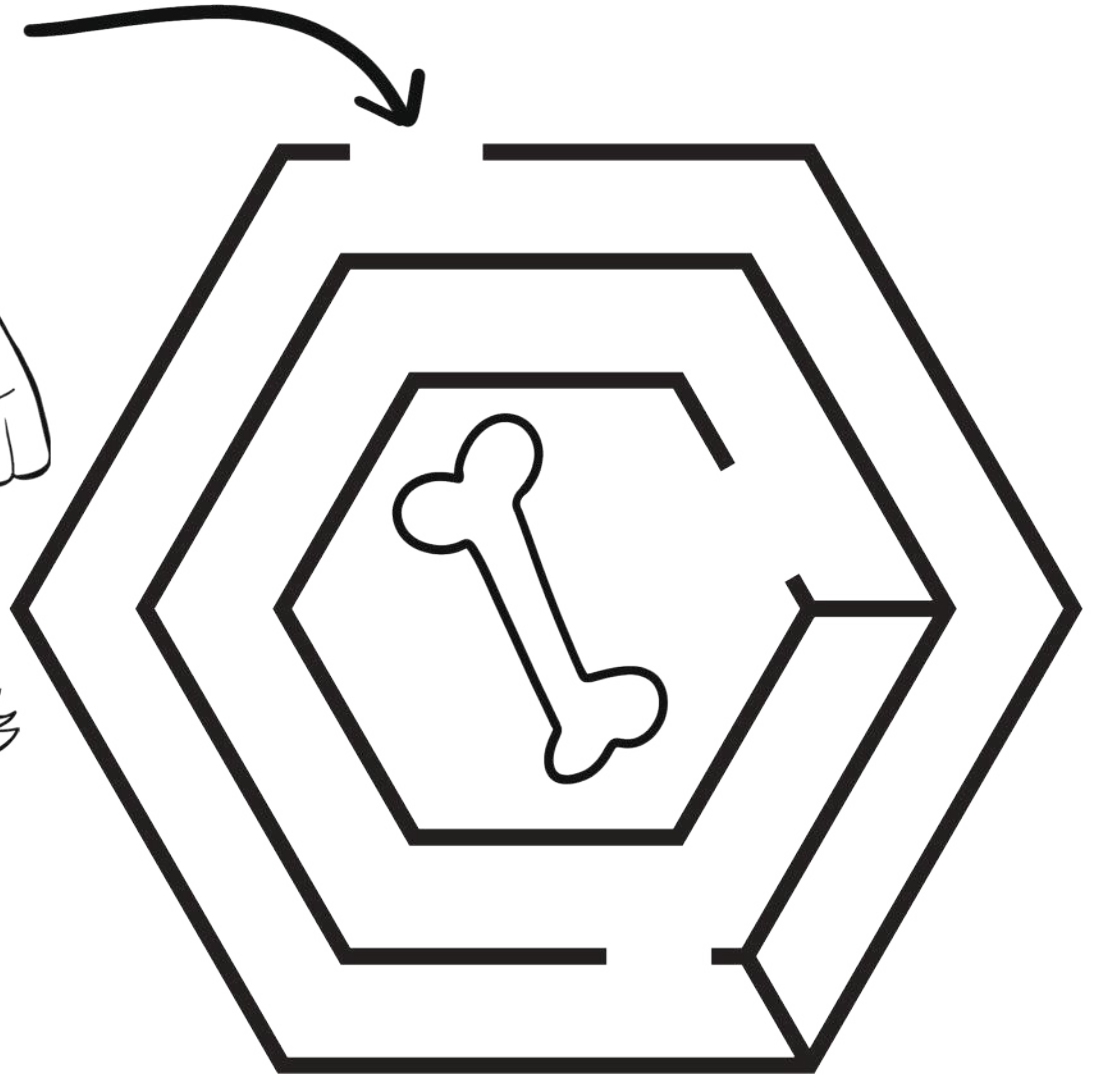
nickelodeon



# ACTIVITY BOOK

# A-MAZE-ING!

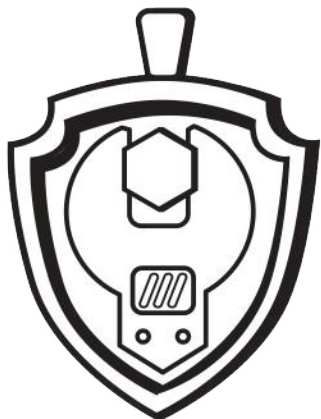
Help the pups find the bone.






# BADGE MATCH

**Draw a line from the pup to their badge!**





# WORD TRACE



**Read it**

**Trace it**

brave

brave

hero

hero

city

city

paw

paw



# Make Your Own Badges

Color in the team badge and design your own. Have a grown-up help cut them out and poke a hole in the top. Tie them to your backpack, hang one from a door knob, or even tie them onto the handlebars of your bike.


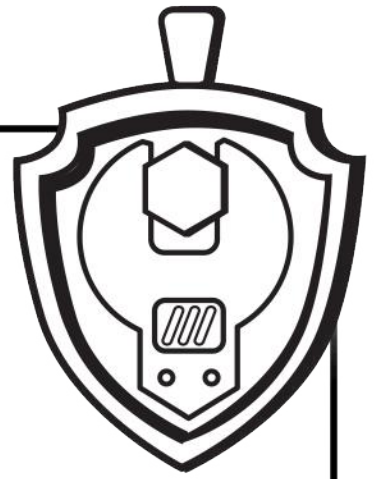




nickelodeon



# ACTIVITY BOOK




**Finish the drawing of Rubble**



# PUT OUT THE FIRE!

Which hose leads Marshall to the fire?





nickelodeon



# ACTIVITY BOOK

# NO CITY TOO BIG!

